





Seven Steps to Earthquake Safety

Follow the Seven Steps to Earthquake Safety to be prepared to survive and recover from the next damaging earthquake. More information for each step is available at

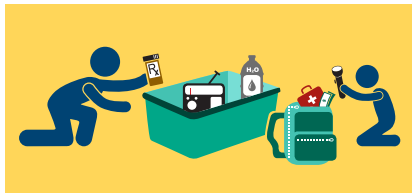
EarthquakeCountry.org/sevensteps



Step 1: Secure your space by identifying hazards and securing moveable items.



Step 2: Plan to be safe by creating a disaster plan and deciding how you will communicate in an emergency.



Step 3: Organize disaster supplies in convenient locations.



Step 4: Minimize financial hardship by organizing important documents, strengthening your property, and considering insurance.



Step 5: Drop, Cover and Hold On when the earth shakes.



Step 6: Improve safety after earthquakes by evacuating if necessary, helping the injured, and preventing further injuries or damage.



Step 7: Reconnect and Restore daily life by reconnecting with others, repairing damage, and rebuilding community.

P
r
e
p
a
r
e

S
u
r
v
i
v
e

R
e
c
o
v
e
r